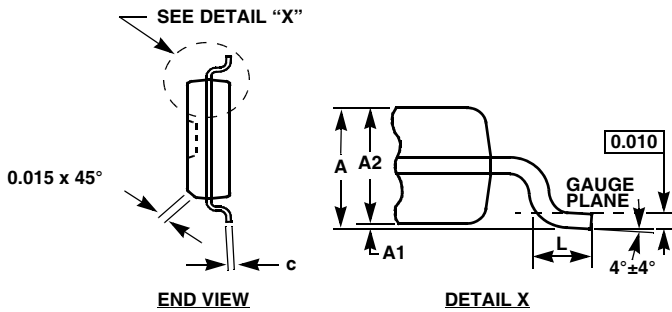
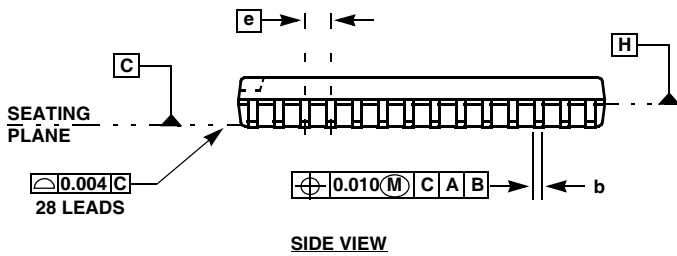
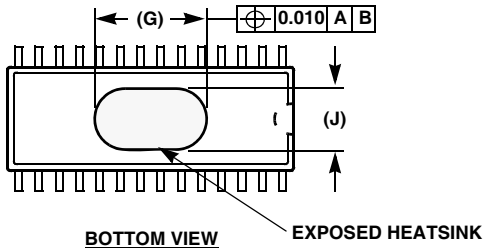
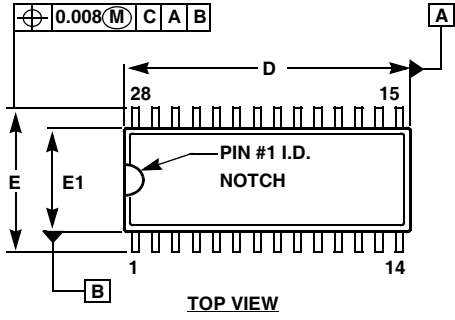


28 Lead Heatsink SO Package (HSOP28)



MDP0042

28 LEAD HEATSINK SO PACKAGE (HSOP28) SLUG-DOWN, 2 MIL STAND-OFF

SYMBOL	DIMENSIONS (INCHES)	TOLERANCE	NOTES
A	0.099	Max	-
A1	0.002	±0.002	-
A2	0.093	±0.002	-
b	0.018	±0.002	-
c	0.011	±0.002	-
D	0.705	±0.004	1, 3
E	0.419	±0.006	-
E1	0.295	±0.004	2, 3
e	0.050	Basic	-
G	0.275	Reference	-
J	0.140	Reference	-
L	0.037	±0.006	-

Rev. D 2/07

NOTES:

1. Plastic or metal protrusions of 0.006" maximum per side are not included.
2. Plastic interlead protrusions of 0.010" maximum per side are not included.
3. Dimensions "D" and "E1" are measured at Datum Plane "H".
4. Dimensioning and tolerancing per ASME Y14.5M-1994.