

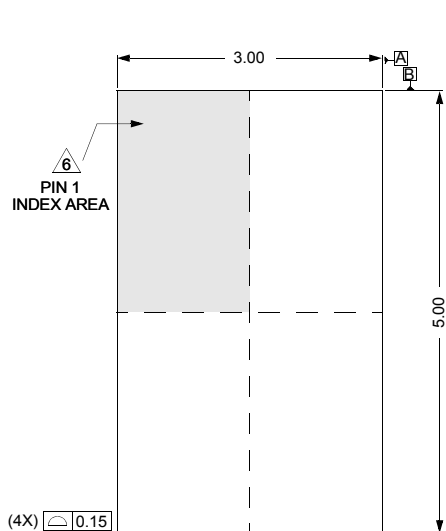
# Plastic Packages for Integrated Circuits

## Package Outline Drawing

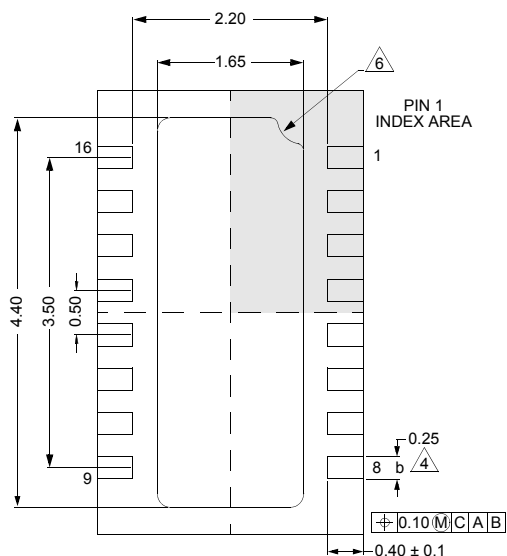
L16.5x3

16 LEAD THIN DUAL FLAT NO-LEAD PLASTIC PACKAGE

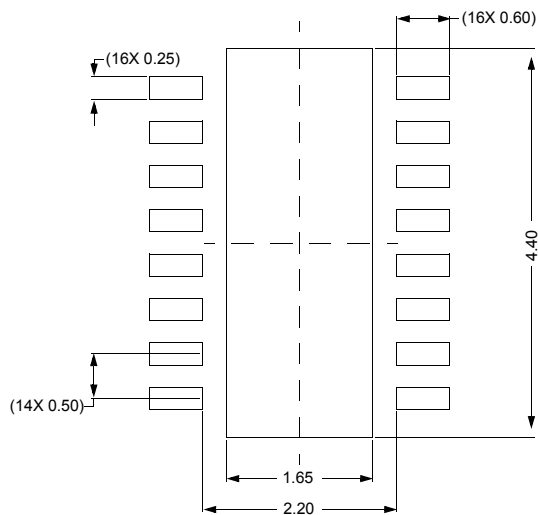
Rev 1, 4/15



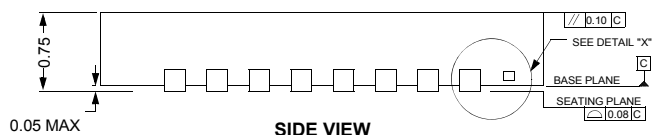
**TOP VIEW**



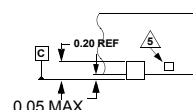
**BOTTOM VIEW**



**TYPICAL RECOMMENDED LAND PATTERN**



**SIDE VIEW**



**DETAIL "X"**

**NOTES:**

1. Dimensions are in millimeters.  
Dimensions in ( ) for Reference Only.
2. Dimensioning and tolerancing conform to AMSE Y14.5m-1994.
3. Unless otherwise specified, tolerance : Decimal  $\pm 0.05$
4. Dimension b applies to the metallized terminal and is measured between 0.18mm and 0.30mm from the terminal tip.
5. Tiebar shown (if present) is a non-functional feature and may be located on any of the 4 sides (or ends).
6. The configuration of the pin #1 identifier is optional, but must be located within the zone indicated. The pin #1 identifier may be either a mold or mark feature.