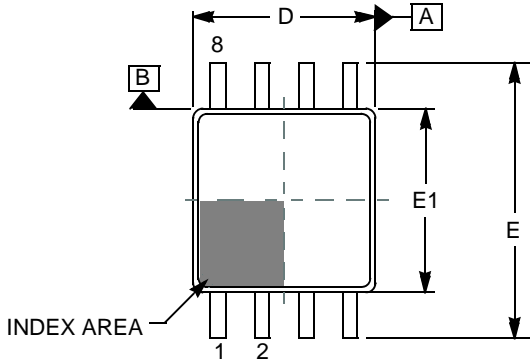
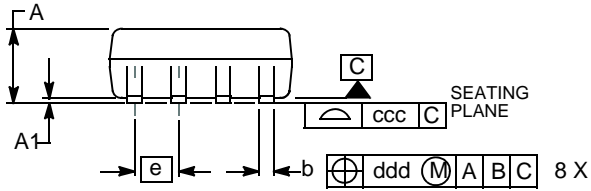


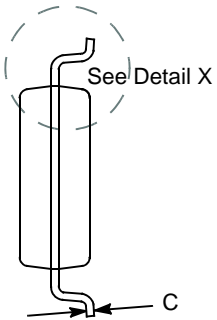
Small Outline Exposed Pad Plastic Packages (EPSONIC)



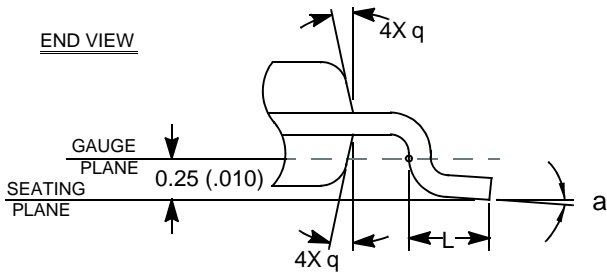
TOP VIEW



SIDE VIEW



END VIEW



DETAIL X

M8.206A
8 LEAD SMALL OUTLINE PLASTIC PACKAGE

SYMBOL	INCHES		MILLIMETERS	
	MIN	MAX	MIN	MAX
A	0.070	0.080	1.78	2.03
A1	0.002	0.010	0.05	0.25
b	0.014	0.020	0.36	0.51
C	0.007	0.010	0.178	0.254
D	0.202	0.210	5.13	5.33
E	0.300	0.330	7.62	8.38
E1	0.202	0.212	5.13	5.38
e	0.50 BSC		1.27 BSC	
L	0.20	0.030	0.51	0.76
ccc	0.004		0.10	
ddd	0.007		0.18	
α	0 to 8°			
θ	7° ref			

Rev. 0 8/08

NOTES:

1. Controlling dimension: MILLIMETER. Converted inch dimensions are not necessarily exact.
2. Dimensioning and tolerancing conform to AMSEY14.5m-1994.
3. Dimension E does not include mold flash, protrusions or gate burrs. Mold flash, protrusion and gate burrs shall not exceed 0.25mm/.010" per side.
4. The configuration of Pin 1 is optional, but must be located within the zone indicated.