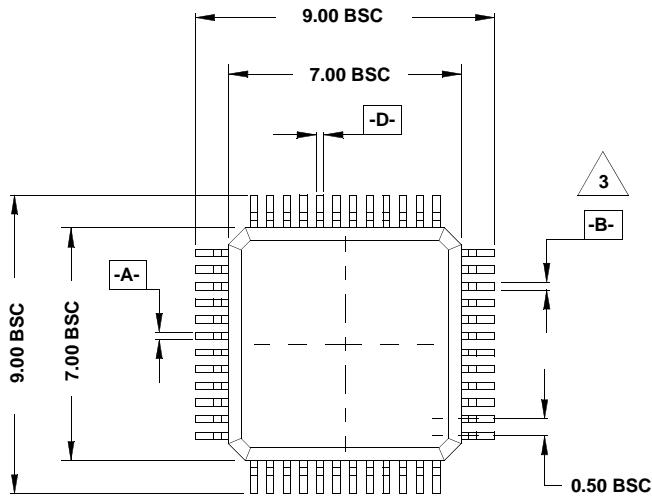


Package Outline Drawing

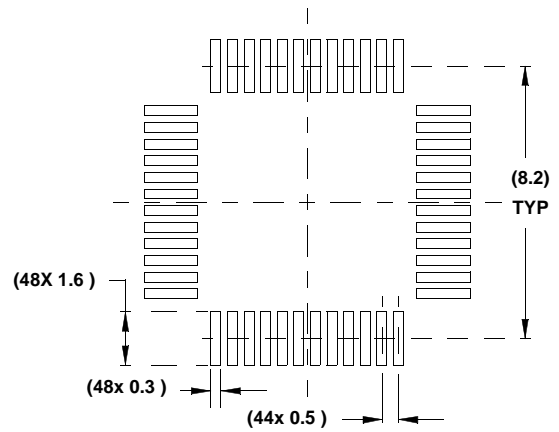
Q48.7x7A

48 LEAD THIN PLASTIC QUAD FLATPACK PACKAGE

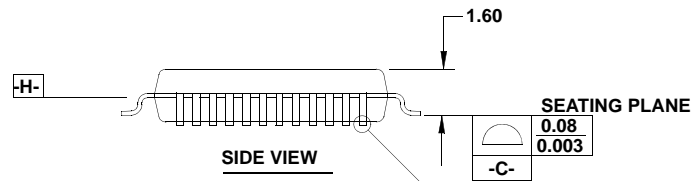
Rev 3, 1/10



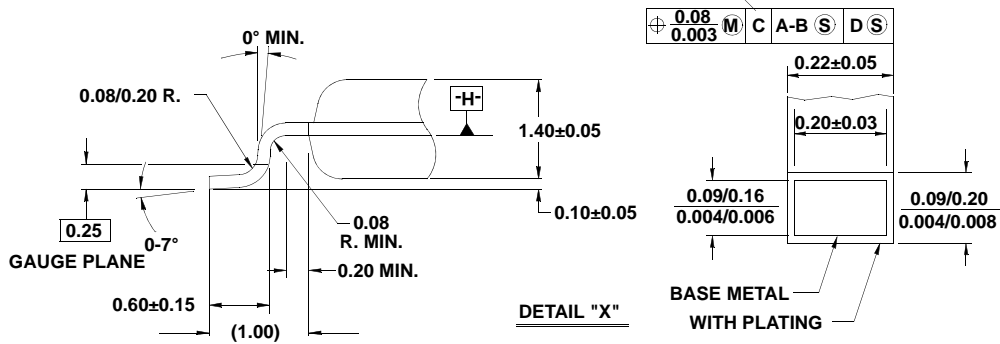
TOP VIEW



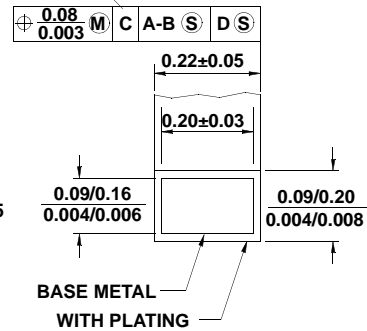
TYPICAL RECOMMENDED LAND PATTERN



SIDE VIEW



DETAIL "X"



NOTES:

- Controlling dimension: MILLIMETER. Converted inch dimensions are not necessarily exact.
- All dimensions and tolerances per ANSI Y14.5M-1982
- Lead to lead width and length to be determined at seating plane. C
- Body width and length to be determined at datum plane. H
- Dimensions D1 and E1 do not include mold protrusion. Allowable protrusion is 0.025mm (0.10 inch) per side.
- Dimension b does not include dambar protrusion. Allowable dambar protrusion shall not cause the lead width to exceed the maximum b dimension by more than 0.08mm (0.003 inch)
- Package outline compliant to JEDEC MS-026BBC.