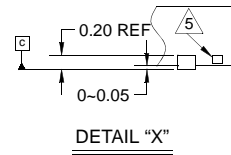
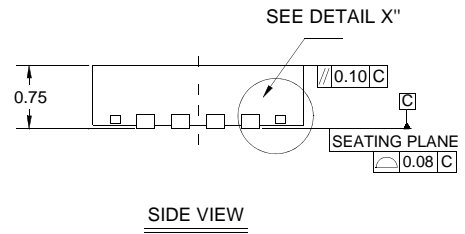
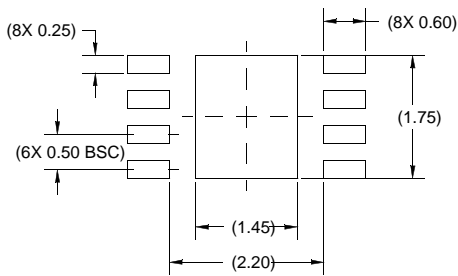
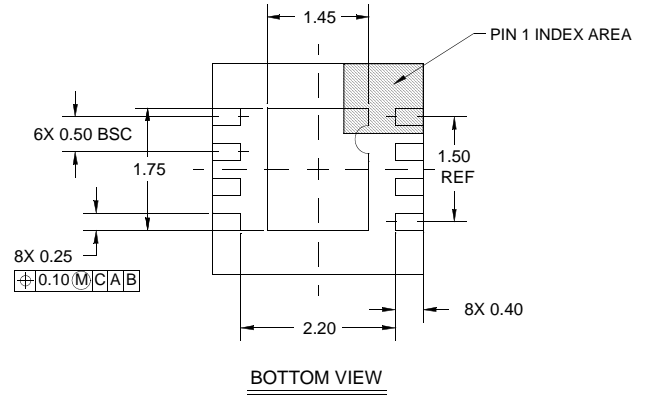
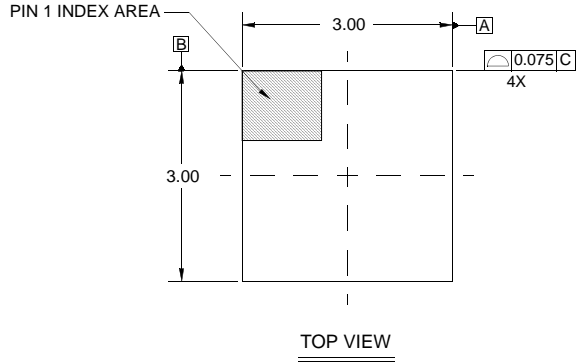


## Package Outline Drawing

### L8.3x3G

8 LEAD THIN DUAL FLAT NO-LEAD PLASTIC PACKAGE (TDFN)

Rev 0, 5/07



#### NOTES:

- Controlling dimensions are in mm.  
Dimensions in ( ) for reference only.
- Unless otherwise specified, tolerance : Decimal  $\pm 0.05$   
Angular  $\pm 2^\circ$
- Dimensioning and tolerancing conform to JEDEC STD MO220-D.
- The configuration of the pin #1 identifier is optional, but must be located within the zone indicated. The pin #1 identifier may be either a mold or mark feature.
- Tiebar shown (if present) is a non-functional feature.